



Kindergarten Readiness

Anchor Bay School District
Educational Excellence Together



Anchor Bay School District
Educational Excellence Together




A District of Excellence



Highly Qualified Staff are committed to promoting educational excellence for our students.



Anchor Bay is one of the top ranked in Macomb County.



All 10 schools are Cognia Accredited and have school improvement plans that focus on increasing student achievement.



A District of Excellence



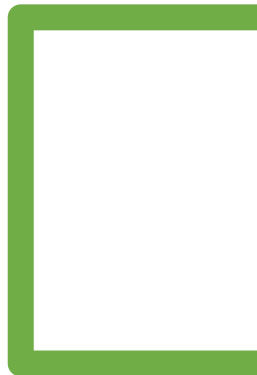
Anchor Bay has award winning instrumental music programs and an exceptional fine arts program.



Strong athletic programs have produced a number of championships. Not a pay to play district.

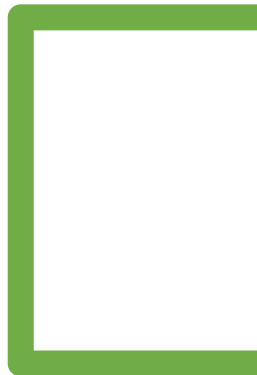


Extensive Early Childhood Programs provide ongoing early intervention.



Elementary Highlights

- Elementary M-STEP scores are consistently in the top three in all subjects in the county.
- STEM (Science, Technology, Engineering, Math) is offered at every school.
- Literacy and Math support provided by certified teachers.
- A variety of extra-curricular activities such as Student Council and Green Teams.



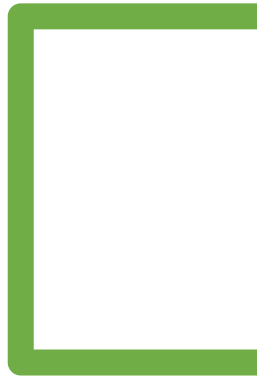


How do you Register for Kindergarten?

Link to register is available at
www.anchorbay.misd.net

Online Registration Info.

- Student Enrollment Form
- Original Birth Certificate
- Health Information & Immunization Records
- Vision and Hearing Evaluation
- Parent / Guardian Photo ID (Driver's License or MI ID)
- Proof of Residency – 2 (Current utility bill, rental papers, property tax statement)
- Home Language Survey
- Concussion Awareness Form
- Kindergarten Checklist
- Transportation Request Form



Kindergarten Options



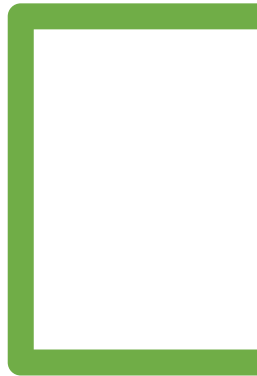
- Full Day Kindergarten
- Traditional Half-Day Kindergarten
- Young 5's (Birthday June-Dec.)

Kindergarten Eligibility

Students who are 5 years old on/before September 1st

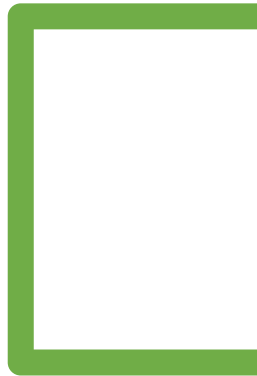
Transportation

- Transportation is available for kindergarten students that live within Anchor Bay District Boundaries.
- Alternative bus forms can be found in your packet.



Support Services

- Speech and Language Therapists.
- Multi-Tiered Support System (MTSS) consisting of Speech and Language Therapist, Psychologist, Social Worker, Teacher Consultant, Teacher, Principal, Literacy/Math Tutors



What will my child learn in Kindergarten?

Reading (Literacy Skills)

Mathematics

Science

Writing

Social Studies

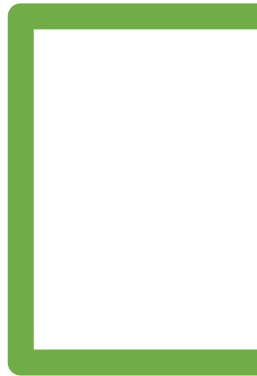
STEM (Science, Technology, Engineering, Math)

Physical Education

Social Interaction

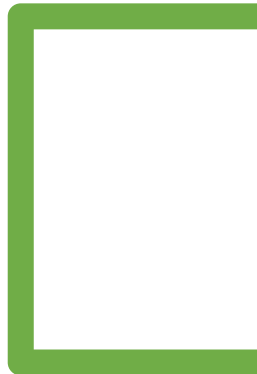
Art

Music



Kindergarten Readiness Skills

- ✓ Ability to use the bathroom independently / self-help skills
- ✓ Ability to express wants and needs
- ✓ Recognizes **and** prints his/her own name
- ✓ Utilizes scissors, crayons, pencils correctly etc.
- ✓ Uses correct PENCIL grip and SCISSOR grip-dominant hand determined
- ✓ Names all capital letters **out of sequence** (random order)
- ✓ Identifies rhyming words
- ✓ Sits attentively and respects personal space
- ✓ Identify, sequence, and write numbers 1-10
- ✓ Demonstrates counting skills
- ✓ Recognizes shapes
- ✓ Familiar with parts of a book (cover, words, punctuation, etc)



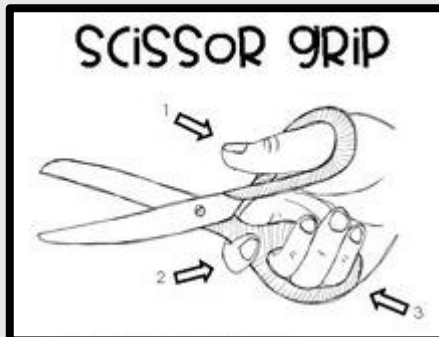
Fine Motor Skills Throughout the Year

Fine Motor versus Gross Motor

- Fine motor development involves the coordination of muscles in the hands, fingers, and wrist.
- Strong fine motor skills are essential to complete tasks, such as: writing, cutting, using spoons/forks, moving puzzle/game pieces, and zipping, buttoning, tying shoe laces (self-help skills).
- Gross motor skills are those which require whole body movement and which involve the large (core stabilizing) muscles of the body to perform everyday functions, such as: standing, walking, running, and sitting upright. It also includes eye-hand coordination skills such as ball skills (throwing, catching, kicking).


Scissor Grip

- Scissors are held with the child's dominant hand
- Thumb is placed in the top small hole and points up toward the ceiling
- Index finger holds the bottom of the scissors or is placed in the larger hole with the remaining fingers
- Opposite hand is used to hold and guide the paper



Pencil Grip


- Thumb and pointer finger pinch and hold at the bottom of the pencil
- Top of the pencil rests between these two fingers on your hand
- Middle of middle finger helps to hold the pencil up




Fine Motor Activities

- Play Doh – rolling into a ball or a snake, cutting with scissors, using cookie cutters
- Lacing Activities – lacing beads, cereal, noodles, straws onto yarn, pipe cleaners, shoe laces
- Tweezer Activities – using a variety of tweezers to pick up small items (cotton balls, puff balls, straws)
- Clothes Pins/Chip Clips – squeezing clothes pins and attaching to a craft stick or paper plate, and/or picking up items (cotton balls)
- Paper Cutting/Shredding – cutting paper with scissors or tearing paper into small pieces
- Coloring – using different tools, such as, crayons, markers, colored pencils, highlighters to draw and color pictures
- Stickers – peeling off and sticking onto paper

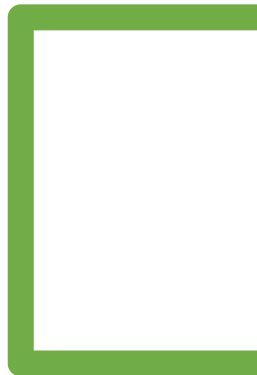
Pencil/Scissor Grip



The scissors are held with the child's dominant hand. The thumb is placed in the top small hole and points toward the ceiling. The child is cutting away from his body while the opposite hand is used to hold and guide the paper.



This is an example of a pencil grip used to correct a child's fist grip.



Language Arts Throughout the Year

Speaking and Listening

- Speak clearly/audibly in complete sentences
- Make presentations (show and tell, author's chair)
- Remain focused
- Follow multi-step directions
- Ask appropriate questions
- Listen and respond appropriately in large and small groups

Printing

- Form upper- and lowercase letters correctly
- Write from left to right and top to bottom

Reading

- Exposed to a variety of reading genres
- Reading skills introduced through phonics instruction
- Small group instruction using guided reading and decodable texts
- Independent reading
- Retell stories and make connections to text

Phonics

- Read and spell CVC words
- Understand regular and irregular word and sound patterns
- Decode letter sounds to read words
- Encode letter sounds to spell words

Spelling


- Spell about 50 frequently encountered words correctly
- Rely on beginning, middle, and ending sounds for unknown words

Writing

- Independently write three five-star sentences on a given topic.
- Five-star sentences include starting with an uppercase letter, using lowercase letters for the rest, using finger spaces between words, spelling high frequency words correctly, and ending with a punctuation mark.
- Write both personal narratives and informational pieces.



Language Arts Activities




Encoding sounds to spell CVC words.



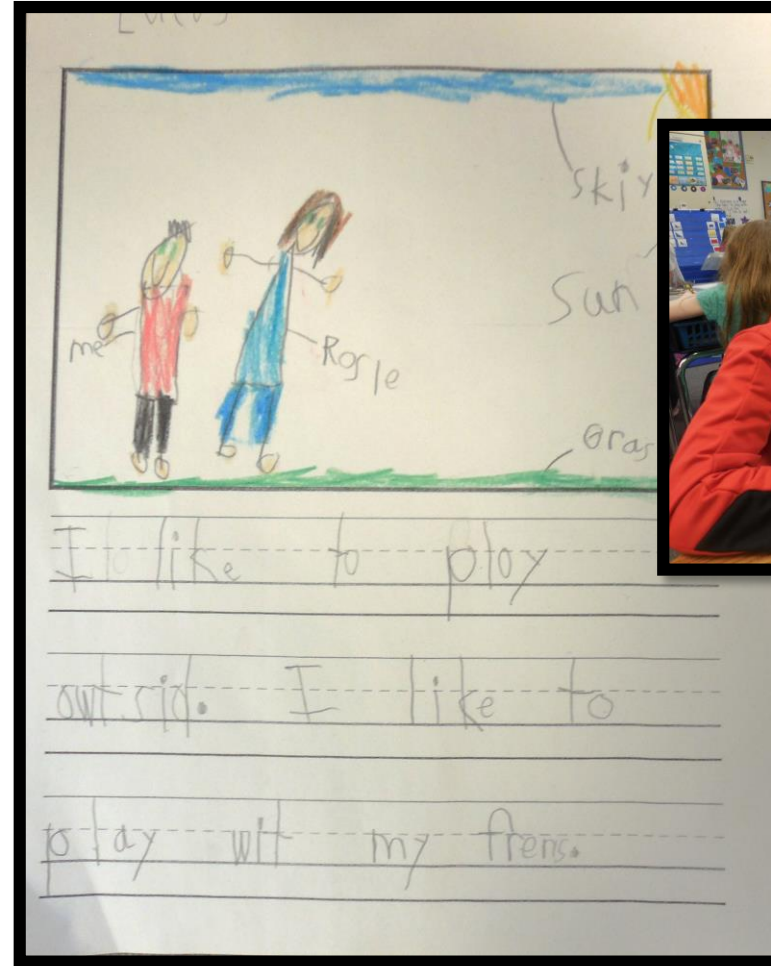
Independently reading decodable texts.



Language Arts Activities continued



Using a combination of high frequency words and encoding to create sentences.



Putting all our skills together to independently write five-star sentences.



Math Throughout the Year

Number Sense

- Students will be able to count to 100's by 1's, 10's and 5's
- Students will recognize numbers 0-20
- Students will write numbers 0-20
- Students use objects to make sets of a given number up to 20
- Students will develop an understanding of equal, greater and less than
- Students will use place value skills to represent numbers 0-20

Patterns

- Students will be able to create, describe, and extend geometric patterns

Geometry

- Students will be able to identify and describe a circle, triangle, square, rectangle, and hexagon
- Students will identify and describe 3 dimensional objects: cone, cube, sphere, and cylinder
- Students will build and draw shapes
- Students will use simple shapes to form larger shapes

Graphing

- Students will be able to create a concrete and pictorial graph
- Students will be able to analyze and understand the data on a concrete and pictorial graph after classifying objects into categories
- Counting the objects

Measurement

- Students will describe measurement attributes of objects, such as length and weight
- Students will compare measurable attributes of 2 objects
- Students will use non-standard measurement
- Students will identify time to the nearest hour
- Students will identify different coins and their values

Computation

- Students will solve simple addition and subtraction problems using the number 10
- Students will fluently add and subtract with the number 5



Math Pathfinders



Students independently work on “Just Right Work” and math centers focused on each standard.

Teachers assess and students can “LEVEL UP” in order to master the standard.



Is My Child Ready for School?


Socially? Academically? Emotionally?

Is Your Child?

- Cooperative
- Confident
- Responsible

Does your child follow directions independently?

Please complete the online Kindergarten Student Readiness Checklist.



Kindergarten Transition Night

Visit the Building, Tour the Cafeteria, Meet Teachers, Participate in Classroom Fun, Receive a Summer Activity Backpack

- Great Oaks Elementary May 8th 5:30
- Naldrett Elementary May 9th 5:00
- Maconce Elementary May 9th 5:00
- Ashley Elementary May 9th 5:30
- Lottie Elementary May 16th 6:00
- Lighthouse Elementary May 15th 6:00

Kinder Connect Summer Program Information Coming Soon

